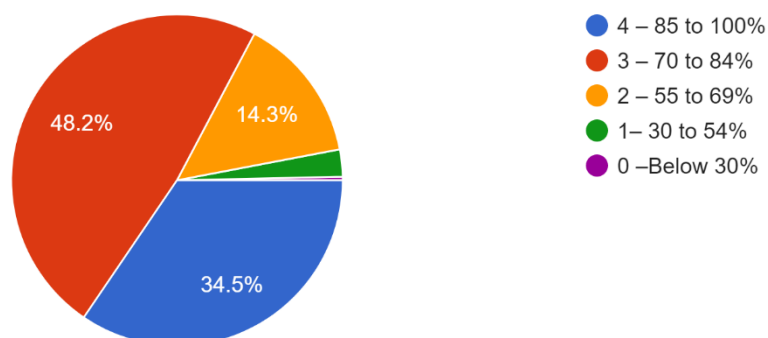


Report on Student Satisfaction Survey

For the NAAC AQAR (2021-22), Students Satisfaction Survey (SSS) was conducted among the students of the college through Google Form. The questionnaire has been framed based on NAAC guidelines. The questionnaire is based on the Likert type scale to give responses on a scale of 0-4, with the most **positive response being rated as 4** and the **most negative response being rated as 0**. In Student Satisfaction Survey, twenty of the twenty-one questions are objective in nature, while one question is open ended to elicit observations and suggestions for improvements thereby providing an opportunity to the student to give suggestions and criticisms in their own words. The questionnaire consists of several facets of the teaching learning process. The result of this survey is based on the responses of **568 students**. The question-wise outcome of the results is presented below:

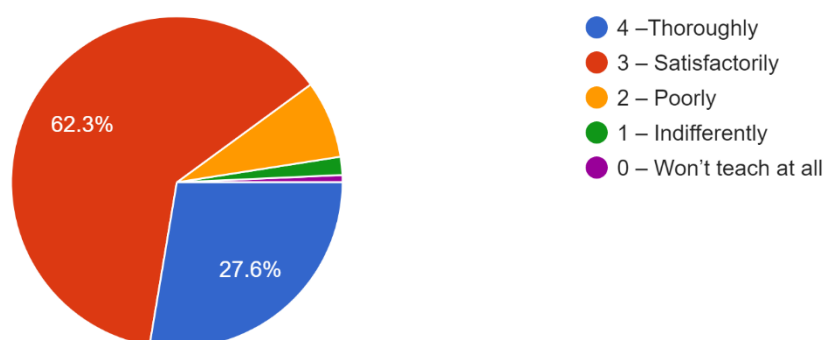
1. How much of the syllabus was covered in the class?

568 responses



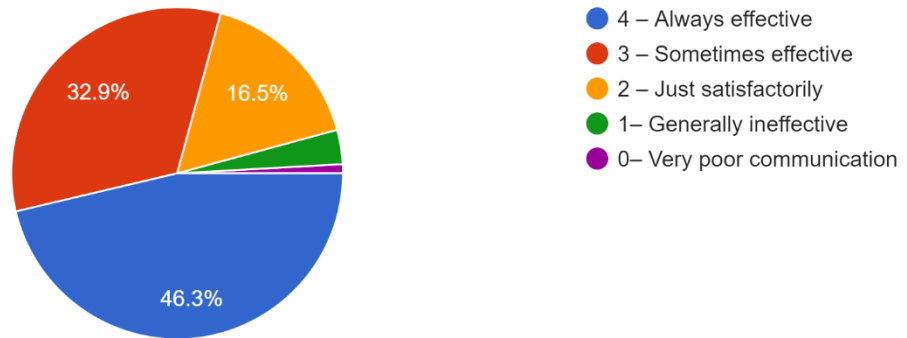
2. How well did the teachers prepare for the classes?

568 responses



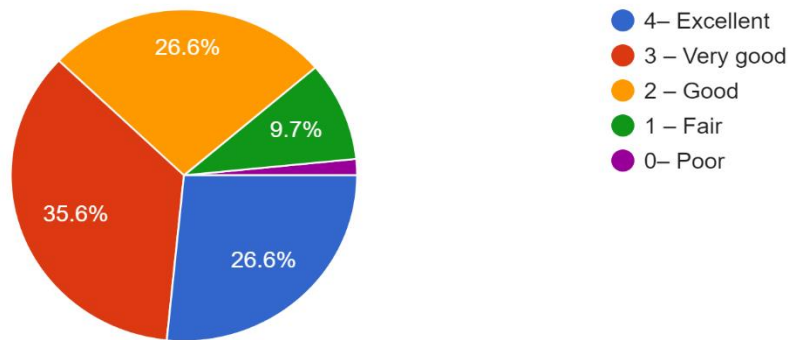
3. How well were the teachers able to communicate?

568 responses



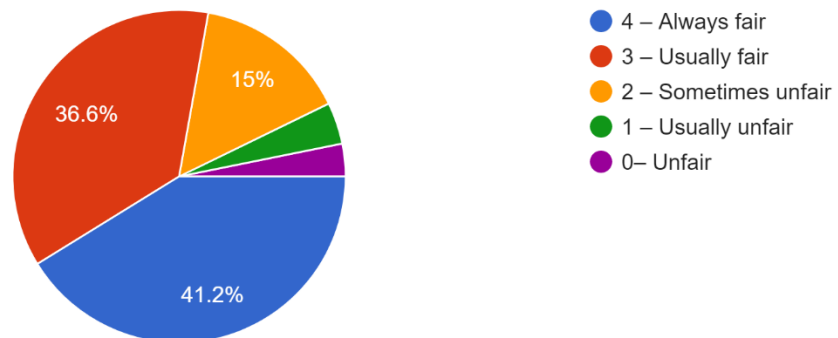
4. The teacher's approach to teaching can best be described as

568 responses



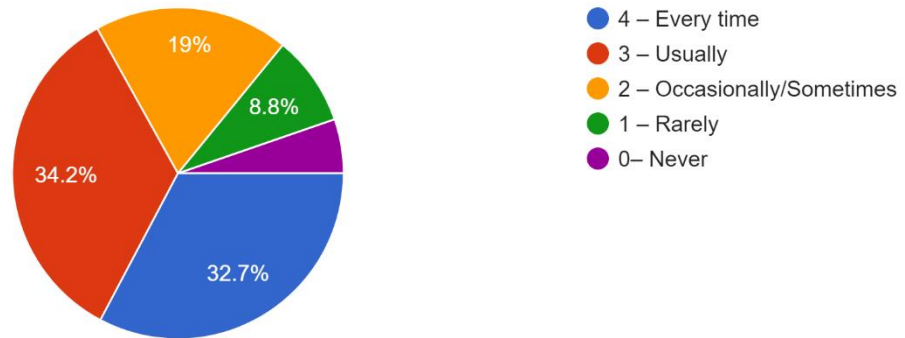
5. Fairness of the internal evaluation process by the teachers.

568 responses



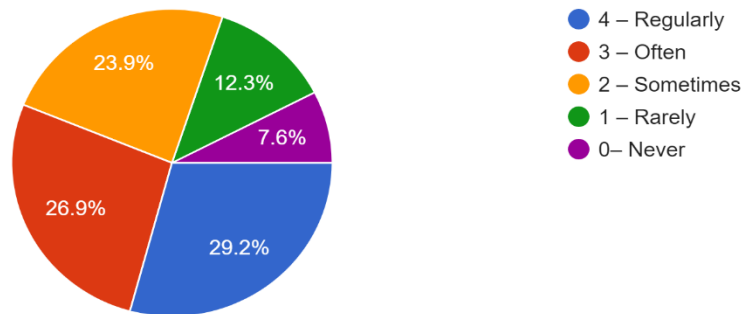
6. Was your performance in assignments discussed with you?

568 responses



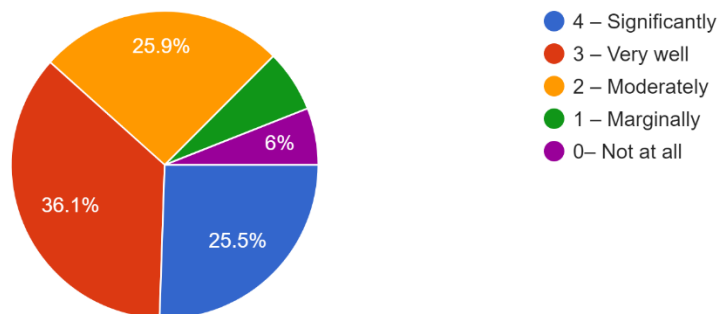
7. The institute takes active interest in promoting internship, student exchange, field visit opportunities for students

568 responses



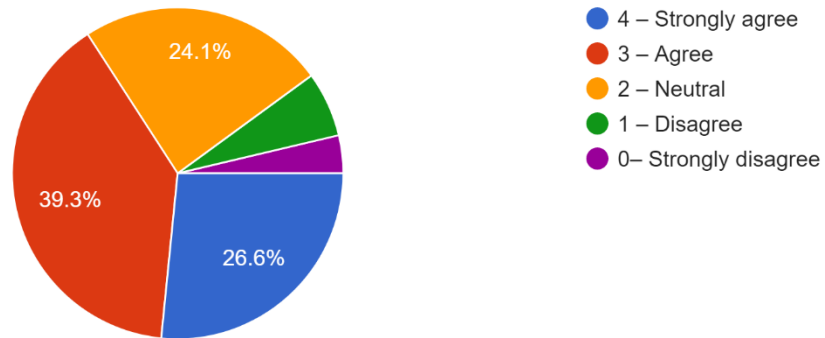
8. The teaching and mentoring process in your institution facilitates you in cognitive, social and emotional growth.

568 responses



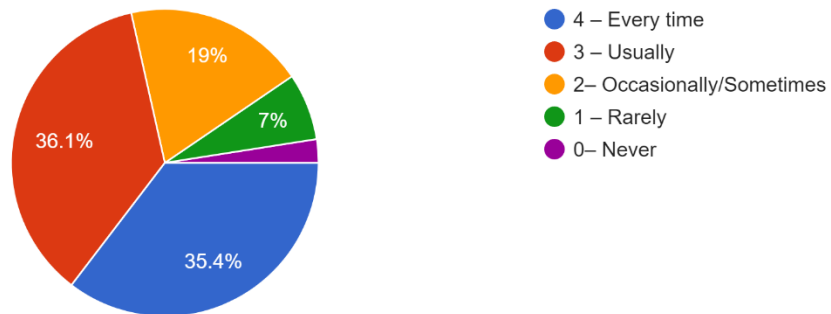
9. The institution provides multiple opportunities to learn and grow.

568 responses



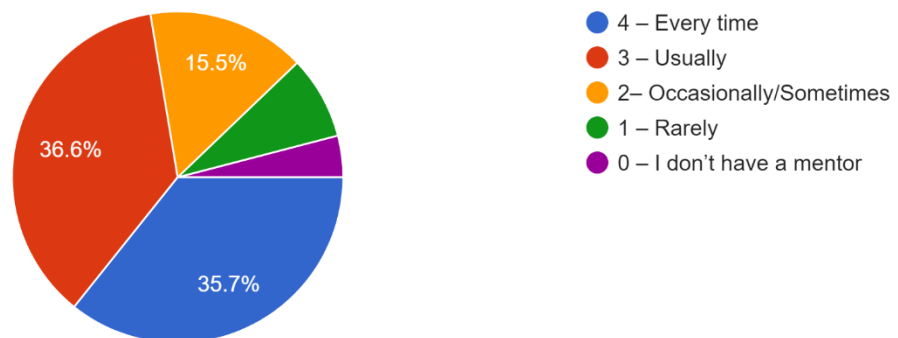
10. Teachers inform you about your expected competencies, course outcomes and programme outcomes.

568 responses



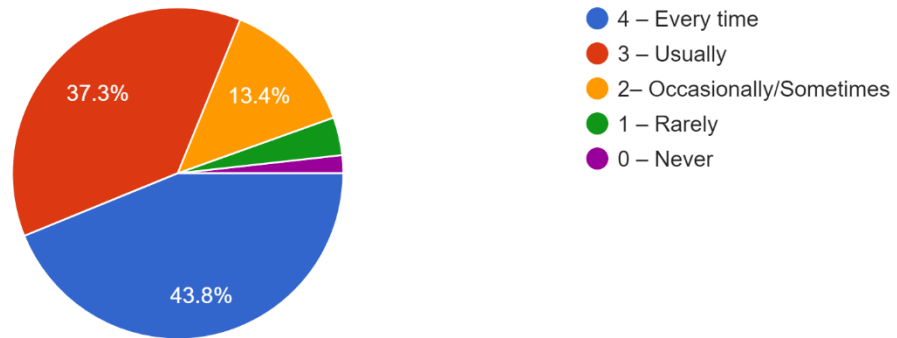
11. Your mentor does a necessary follow-up with an assigned task to you.

568 responses



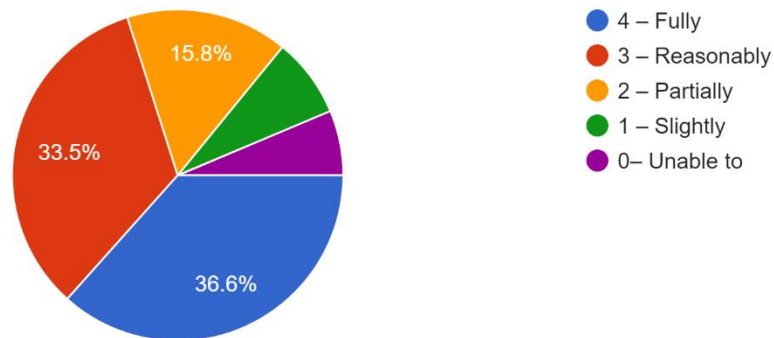
12. The teachers illustrate the concepts through examples and applications.

568 responses



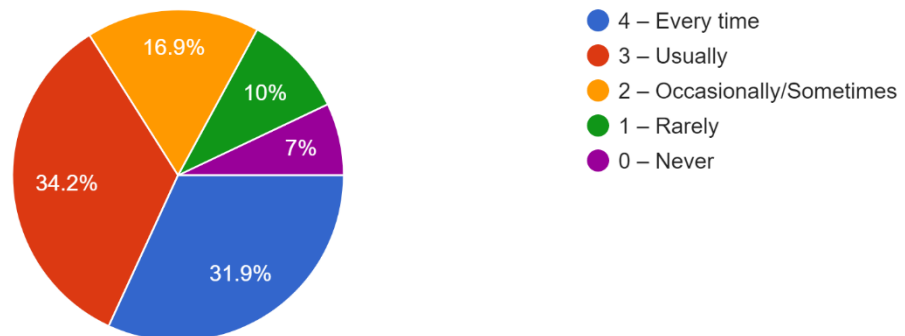
13. The teachers identify your strengths and encourage you with providing right level of challenges.

568 responses



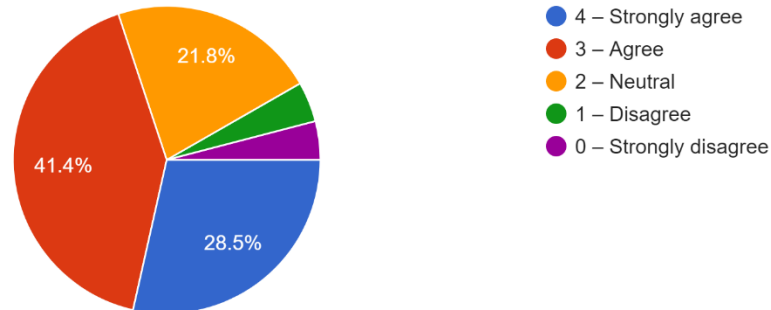
14. Teachers are able to identify your weaknesses and help you to overcome them.

568 responses



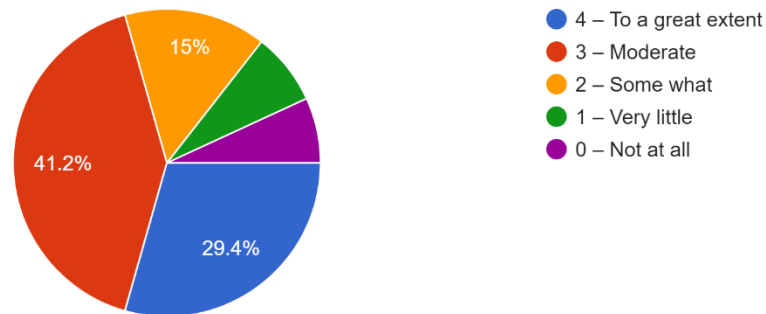
15. The institution makes effort to engage students in the monitoring, review and continuous quality improvement of the teaching learning process.

568 responses



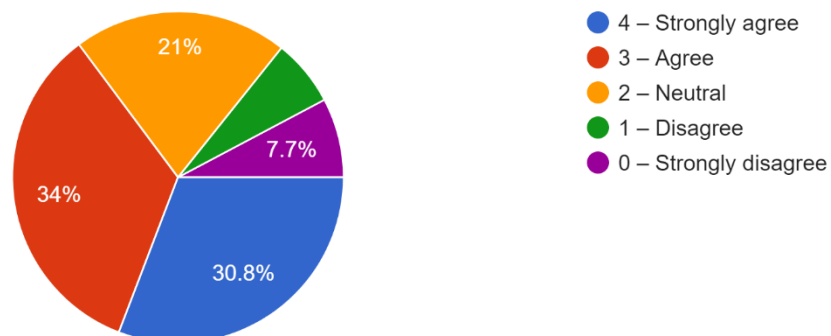
16. The institute/ teachers use student centric methods, such as experiential learning, participative learning and problem solving methodologies for enhancing learning experiences.

568 responses



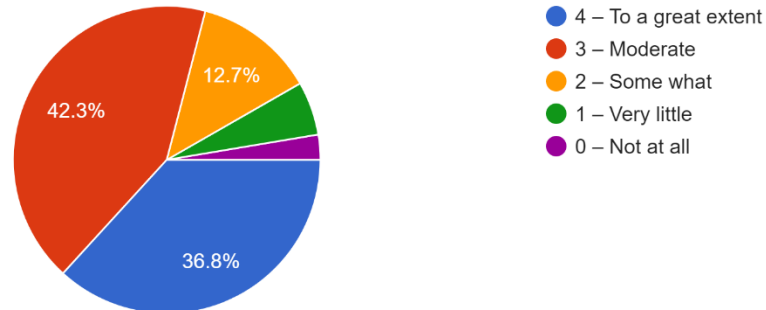
17. Teachers encourage you to participate in extracurricular activities.

568 responses



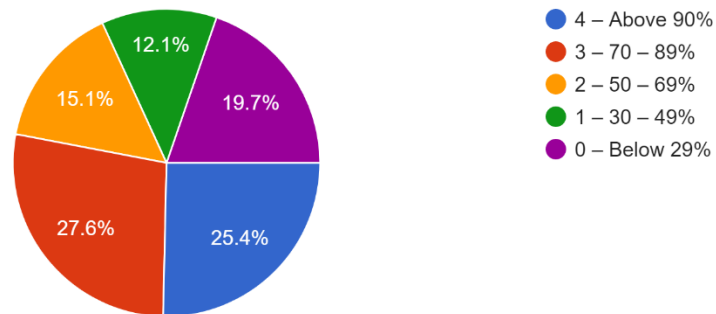
18. Efforts are made by the institute/ teachers to inculcate soft skills, life skills and employability skills to make you ready for the world of work.

568 responses



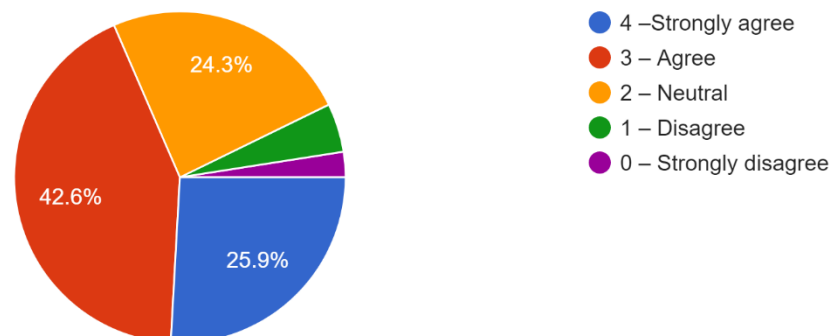
19. What percentage of teachers use ICT tools such as LCD projector, Multimedia, etc. while teaching.

568 responses



20. The overall quality of teaching-learning process in your institute is very good.

568 responses



CONCLUSION:

The overall satisfaction level of the students about the facilities provided by the college is good. From the survey the percentage of students opted:-

0 is 4.9 %

1 is 6.4 %

2 is 18.2 %

3 is 38 %

4 is 32.5%

More than 88% of the participants responded that they are satisfied with the services rendered by the college. With the implementation of the improvement actions identified in this survey, we are expecting better results in the next year.